

OUR PROMISE

Our aim is to supply the highest quality, cost effective products through our comprehensive range of decorative and industrial paint, waterproofing accessories and supporting products. We are dedicated to quality and to supplying our customers as part of our on-going quest to produce quality products that are of world-class standards. That's why our products carry a 12 year life expectancy guarantee.

OUR MISSION

To supply the highest quality, cost effective products through our comprehensive range of decorative and industrial paint, waterproofing accessories and supporting products that best serve our customers needs.

OUR VISION

Our vision is to become the brand of choice based on our key values, commitment to excellence through innovation, research and passion.

OUR VALUES

| | |
|------------|-----------|
| Safety | Integrity |
| Quality | Diversity |
| Innovation | Passion |

OTHER PRODUCTS IN THE RANGE



The Home of Top Quality Paints

RAG
PAINT & ACCESSORIES



Since 1971

The Home of Top Quality Paints

Signature
SERIES

LOW SHEEN



A high quality, low sheen, smooth acrylic paint.

ACTUAL PAINT SWATCH

Ravine

Note: Colour sample shown here is an approximate only. Actual paint colours may vary due to age and light.

100%
**LEAD
FREE**



LOW SHEEN

A high quality, hard-wearing satin finish coating for interior and exterior use. This durable product is formulated to protect walls and trims from all weather conditions. Its wash ability, stain resistance and low odour makes this product ideal to use in high traffic areas.

Can be tinted in a variety of colours
UV resistant
Exceptional obliteration and coverage
Maintains a velvet finish over time

SURFACE PREPARATION

The surface should be in good condition before the paint is applied, powdery surfaces might lead to paint failure.

If the surface is powdery, sand down and remove dust before applying Top Paints' Bonding Liquid and leave to dry for 24 hours.

New cement plaster: Ensure the surface is in sound condition before paint is applied. Allow cement plaster to cure and dry for 28 days to avoid moisture entrapment or any paint failure. Remove plaster spatter and dust. Apply Top Paints' Plaster Primer and allow 12 hours to dry. Apply two coats Top Paints' Signature Series Low Sheen.

New fibre-cement, bricks and composition boarding: Remove dust and loose particles. Apply Top Paints' Plaster Primer and allow 12 hours to dry. Apply two coats Top Paints' Signature Series Low Sheen.

Previously painted surfaces Old paint in sound condition: Clean surface and rinse thoroughly. Ensure that the old coating adheres to the substrate. Apply two coats of Top Paints' Signature Series Low Sheen.


Previously painted with solvent based product: Apply Top Paints' Universal Undercoat and allow recommended drying time. Apply two coats Top Paints' Signature Series Low Sheen.

Fungal growth: Remove fungal growth by using Top Paints' Fungal Wash. Rinse thoroughly and allow to dry.

Previously painted surface in poor condition: Strip and treat as new work. GYPSUM PLASTER IS NOT RECOMMENDED FOR EXTERIOR USE. **Interior:** DO NOT SAND GYPSUM PLASTER. Apply Top Paints' Plaster Primer and allow 12 hours to dry. Apply two coats Top Paints' Signature Series Low Sheen. Refer to the Top Paints' Plaster Primer technical data sheet for further information on this product.

Filling
Use suitable and approved filler.

Note: Colour samples shown here are an approximate only.
Actual paint colours may vary due to age and light.




Ravine



Porcelain



Chaps



Beachcomber




Abbeylane Grey




Safari




Neutral



Lattice



Weathered Wood



Koala

All colours are
standard
Also available in
White

APPLICATION



Apply with:
Brush, roller or
airless spraygun



Drying Time:
Approx. 4 hours



Spreading Rate:
7-8m² per litre



Thinning:
Not recommended



Cleaning:
Clean with water



Coats:
Apply 2 coats
or more



Available sizes:
1L, 5L & 20L packs

HEALTH & SAFETY

Ensure good ventilation during application and drying

Consult a General Practitioner in case of contact with eyes or ingestion

Avoid contact with skin and eyes

Rain may spoil paint before it dries

Store in a cool dry place

Do not dispose of into natural water-ways or drainage system

Keep out of reach of children

Refer to our website www.toppaints.co.za for our Guarantee and Data Sheets

Storage

Store away from direct sunlight, heat and severe cold. Keep container sealed and avoid moisture contact.

Caution

During Winter months painting should be restricted to between 09H00 and 15H00, in Summer painting can be done between 08H00 and 16H00. Exterior surfaces – Do not paint if rain is imminent.



uplifting the industry



OUR PROMISE

Our aim is to supply the highest quality, cost effective products through our comprehensive range of decorative and industrial paint, waterproofing accessories and supporting products. We are dedicated to quality and to supplying our customers as part of our on-going quest to produce quality products that are of world-class standards. That's why our products carry a 12 year life expectancy guarantee.

OUR MISSION

To supply the highest quality, cost effective products through our comprehensive range of decorative and industrial paint, waterproofing accessories and supporting products that best serve our customers needs.

OUR VISION

Our vision is to become the brand of choice based on our key values, commitment to excellence through innovation, research and passion.

OUR VALUES

- Safety

Quality

Innovation
- Integrity

Diversity

Passion

OTHER PRODUCTS IN THE RANGE



The Home of Top Quality Paints



SANDCOAT EXTERIOR



A superior quality textured, water-based acrylic formulation

ACTUAL PAINT SWATCH

Top Beige (Standard)
Note: Colour sample shown here is an approximate only. Actual paint colours may vary due to age and light.



SANDCOAT (EXTERIOR)

A high quality, hard-wearing, finely textured coating for exterior use. This durable product covers hair-line cracks and hides minor imperfections. This weather proof product is formulated to endure the harsh elements of nature.

Contains Fibre
Flexible
UV resistant
Maintains a textured finish over time
Exceptional obliteration and coverage

SURFACE PREPARATION

The surface must be completely dry before commencing with painting. Concrete - 4 weeks, 2 weeks for other masonry surfaces. Top Paints' Plaster Primer can be applied directly to the surface. If the surface is very powdery, sand down, remove dust and apply Top Paints' Bonding Liquid and leave to dry for at least 24 hours. Top Paints' Plaster Primer can then be applied.

NEW SURFACES

New cement plaster: Ensure the surface is in good condition before paint is applied. Allow cement plaster to cure and dry for 28 days to avoid moisture entrapment or any paint failure. Remove plaster spatter and dust. Apply Top Paints' Plaster Primer and allow 12 hours to dry. Apply two coats Top Paints' Signature Series Sandcoat. **New fibre-cement, bricks and composition boarding:** Remove dust and loose particles. Apply Top Paints' Plaster Primer and allow 12 hours to dry. Apply two coats Top Paints' Signature Series Sandcoat.

PREVIOUSLY PAINTED SURFACES

Old paint in sound condition: Clean surface and rinse thoroughly. Ensure that the old coating adheres to the substrate. Apply two coats of Top Paints' Signature Series Sandcoat. **Previously painted with solvent based product:** Apply Top Paints' Universal Undercoat and allow recommended drying time. Apply two coats Top Paints' Signature Series Sandcoat. **Powdery surface:** Sand down and remove dust. Apply Top Paints' Bonding Liquid and allow recommended drying time. Apply Top Paints' Plaster Primer and allow 12 hours to dry. Apply two coats Top Paints' Signature Series Sandcoat. **Fungal growth:** Remove fungal growth by using Top Paints' Fungal Wash. Rinse thoroughly and allow to dry.


Previously painted surface in poor condition

Strip and treat as new work. Gypsum Plaster is not recommended for exterior use

Filling

Use suitable and approved filler.

Note: Colour samples shown here are an approximate only.
Actual paint colours may vary due to age and light.




Zanzi Sands (Standard)




Top Beige (Standard)



Kalahari (Standard)




Dusty Cliffs (Standard)



Suede Tan (Standard)



Stone Key (Standard)



Moroccan Tan (Standard)



Dark Fudge (Standard)



Dusty Olive (Standard)



Grey Slate (Standard)



Koala (Standard)



Lighthouse (Standard)

APPLICATION



Apply with:
Brush or roller



Drying Time:
Approx. 4 hours



Spreading Rate:
5-7m² per litre



Thinning:
Not recommended



Cleaning:
Clean with water



Coats:
Apply 2 coats
or more



Available sizes:
1L, 5L & 20L packs.

HEALTH & SAFETY

Ensure good ventilation during application and drying

Consult a General Practitioner in case of contact with eyes or ingestion

Avoid contact with skin and eyes

Rain may spoil paint before it dries

Store in a cool dry place

Do not dispose of into natural water-ways or drainage system

Keep out of reach of children

Refer to our website www.toppaints.co.za for our Guarantee and Data Sheets.

Storage

Store away from direct sunlight, heat and severe cold. Keep container sealed and avoid moisture contact.

Caution

During Winter months painting should be restricted to between 09H00 and 15H00, in Summer painting can be done between 08H00 and 16H00. Exterior surfaces – Do not paint if rain is imminent.



uplifting the industry





GLOSS ENAMEL

Interior / Exterior

8-9/L 16hr 2 coats



Interior, Exterior, Doors & Trim



Cream



Orange Oxide



Golden Brown



PWD Brown



Red



Azure Blue



Light Grey



Dark Grey



Yellow



Brunswick Green



Black



White

Available in
1L/5L



TREND™



Comprehensive decorative range:

Trend Universal Undercoat
Trend Plaster Primer
Trend Wall Primer
Trend Wall & Ceiling
Trend Gloss Enamel
Trend Eggshell Enamel

RAG

PAINT & ACCESSORIES



Since 1971

The Home of Top Quality Paints

Roof & Paving

Trim

Interior

Exterior



TREND™



SHEEN

Interior / Exterior

7-8/L 4hr 2 coats



Hard-wearing Satin Finish Coating



TEXTURE

Exterior

6-7/L 4hr 2 coats



Hard-wearing Exterior Coating



ROOF & PAVING

Exterior

3-5/L 4hr 2 coats




UV-Resistant, Multi Application



Brie



Cashew



Mascarpone



Petit Grey



Thyme Leaf



Cumin Seed



Blueberry Whip



Butter Cream



Mocha




Pistachio



Ochre Cream



Olive Pesto



Coconut Cream



Basil



Mushroom



Rum Truffle



Pumpkin Seed



Honey



Paprika



White



Burnt Caramel



Mustard Seed



Sage Brush



Dark Clove



Pecan



Peppercorn



Black



Green Oxide



Rustic Red



Rosewood



Green Smoke



Terracotta



Brown



Grey




Grey Slate



Warm Stone



Dark Umber



White

Available in
1L/5L/ 20L



*Available in White & Tint Base

Available in
5L/ 20L



Available in
5L/ 20L



Samples shown here may differ from actual colour.

OUR PROMISE

Our aim is to supply the highest quality, cost effective products through our comprehensive range of decorative and industrial paint, waterproofing accessories and supporting products. We are dedicated to quality and to supplying our customers as part of our on-going quest to produce quality products that are of world-class standards. That's why our products carry a 7 year life expectancy guarantee.

OUR MISSION

To supply the highest quality, cost effective products through our comprehensive range of decorative and industrial paint, waterproofing accessories and supporting products that best serve our customers needs.

OUR VISION

Our vision is to become the brand of choice based on our key values, commitment to excellence through innovation, research and passion.

OUR VALUES

- | | |
|------------|-----------|
| Safety | Integrity |
| Quality | Diversity |
| Innovation | Passion |

OTHER PRODUCTS IN THE RANGE



The Home of Top Quality Paints

RAG


PAINT & ACCESSORIES



Since 1971

The Home of Top Quality Paints

HIGH GLOSS ENAMEL



UV resistant tough and durable enamel which dries to a smooth easy to clean surface

ACTUAL PAINT SWATCH

Signal Red (Standard)

Note: Colour sample shown here is an approximate only. Actual paint colours may vary due to age and light.

100%
LEAD
FREE



HIGH GLOSS ENAMEL

UV resistant tough and durable enamel which dries to a smooth easy to clean surface

Tough and durable

Excellent economy

Interior and exterior use

Excellent adhesion

Dries to a smooth easy to clean surface

Excellent gloss and colour retention

SURFACE PREPARATION

The surface should be in good condition before the paint is applied, powdery surfaces might lead to paint failure. If the surface is powdery, sand down and remove dust before applying the proper undercoat.

New Surfaces

Cement , Gypsum Plaster, Concrete, Fibre-Cement, Hardboard:
Prime with Top Paints' Plaster Primer

Wood

Sand to a smooth finish, seal knots and prime with Top Paints' Pink Wood Primer

Galvanised Steel

Clean with Top Paints' Degreaser and rinse thoroughly until a water break-free film is achieved. Sand or use scouring pads to remove all rust. Use Top Paints' Etch Primer.

Mild Steel

Clean with Top Paints' Degreaser and rinse thoroughly until a water break-free film is achieved. Remove all rust by mechanical grinding or coarse sanding. Prime with either Top Paints' Etch Primer or waterbased Zinc Phosphate Primer.

Previously Painted Surfaces

Old paint in sound condition

Remove any flaking and loose paint, clean and prime with appropriate primer (as per information given above). Top Paints' Bonding Liquid can be used on very powdery surfaces. Sand surface down and remove dust before applying a coat of Top Paints' Bonding Liquid. Leave to dry for at least 24 hours before applying a coat of Top Paints' Fillercoat. Fillercoat must be left to dry for at least 4 hours. Glossy enamel surfaces must be sanded to a matt finish. Use Top Paints' Etch Primer on surfaces previously painted with emulsion paints.


Storage

Store away from direct sunlight, heat and severe cold. Keep container sealed and avoid moisture contact.


Caution

During Winter months painting should be restricted to between 09H00 and 15H00, in Summer painting can be done between 08H00 and 16H00. Exterior surfaces – Do not paint if rain is imminent.

Note: Colour samples shown here are an approximate only.
Actual paint colours may vary due to age and light.



Broken White



Cream



Grey



Beige



Plum



Brilliant Green



Green



Golden Brown



Medium Brown



PWD Brown



Orange



Chrome Yellow



Midnight Blue



Silver



Signal Red

Also available in White, Black and Red Oxide

APPLICATION (Use QD Enamel Thinners when spray painting)



Apply with:
Brush, roller or
airless spraygun



Drying Time:
Approx. 9-10 hours



Spreading Rate:
9-10m² per litre



Thinning:
Mineral Turps



Available sizes:
1L, 5L & 20L packs.
Note: Not all colours
are available in 20L
packaging



Coats:
Apply two coats



Cleaning:
Mineral Turps

HEALTH & SAFETY

Ensure good ventilation during application and drying

Consult a General Practitioner in case of contact with eyes or ingestion

Avoid contact with skin and eyes

Rain may spoil paint before it dries

Store in a cool dry place

Do not dispose of into natural water-ways or drainage system

Keep out of reach of children

CAUTION

Some acrylic, water-based paints may contain ammonia.
Ammonia vapours can cause yellowing of enamel paints.
Do not paint simultaneously in the same area.

Refer to Technical Data Sheet or contact Top Paints' Technical Department for further information. Technical Data Sheets and MSDS are available on our website at www.toppaints.co.za



OUR PROMISE

Our aim is to supply the highest quality, cost effective products through our comprehensive range of decorative and industrial paint, waterproofing accessories and supporting products. We are dedicated to quality and to supplying our customers as part of our on-going quest to produce quality products that are of world-class standards. That's why our products carry a 7 year life expectancy guarantee.

OUR MISSION

To supply the highest quality, cost effective products through our comprehensive range of decorative and industrial paint, waterproofing accessories and supporting products that best serve our customers needs.

OUR VISION

Our vision is to become the brand of choice based on our key values, commitment to excellence through innovation, research and passion.

OUR VALUES

| | |
|------------|-----------|
| Safety | Integrity |
| Quality | Diversity |
| Innovation | Passion |

OTHER PRODUCTS IN THE RANGE



The Home of Top Quality Paints

RAG

PAINT & ACCESSORIES



Since 1971

The Home of Top Quality Paints

QD ENAMEL



A quick drying enamel paint suitable for spraying

ACTUAL PAINT SWATCH

Mercedes Cream

Note: Colour sample shown here is an approximate only. Actual paint colours may vary due to age and light.



QUICK DRYING ENAMEL

A quick drying enamel paint suitable for spraying

Dries to a smooth finish

Excellent adhesion to primed metal

Excellent opacity

Excellent durability

Available in a White as well as range of standard colours as per colour chart. Can also be tinted to a variety of colours.

SURFACE PREPARATION

Degrease surface with Top Paints' Degreaser and a scouring pad, rinse thoroughly with clean water until water break-free surface is achieved.

Allow to dry and prime with Top Paints' Industrial Red Oxide, allow to dry.

Apply QD ENAMEL.

Do not apply coats too thick.

New Surfaces

Degrease surface with Top Paints' Degreaser and a scouring pad, rinse thoroughly with clean water until water break-free surface is achieved. Allow to dry and prime with Top Paints' Industrial Red Oxide, allow to dry. Apply 1 or 2 coats of QD ENAMEL.

Old Surfaces

Remove any loose and flaking paint as well as rust, by sanding, scraping or abrasive blasting. Prime with Top Paints' Industrial Red Oxide, allow to dry. Apply 1 or 2 coats of QD ENAMEL.

Storage

Store away from direct sunlight, heat and severe cold. Keep container sealed and avoid moisture contact.

Caution

During Winter months painting should be restricted to between 09H00 and 15H00, in Summer painting can be done between 08H00 and 16H00. Exterior surfaces – Do not paint if rain is imminent.

Note: Colour samples shown here are an approximate only. Actual paint colours may vary due to age and light.



Green



Matt Black



Massey Ferguson Grey



Ford Blue



Silver



Caterpillar Yellow



Massey Ferguson Red




PWD Brown



John Deere Green




John Deere Yellow



Battleship Grey



Mercedes Cream



Mercedes Oxblood



International Orange



Fiat Terracotta

Also available in White, Black or clear

APPLICATION



Apply with:
Brush or
spraygun



Drying Time:
Approx. 1 hour



Spreading Rate:
9-10m² per litre



Thinning: QD
Enamel thinners



Cleaning: QD
Enamel thinners

x2

Coats:
Apply 1-2 coats



Available sizes:

1L, 5L, 20L & 200L packs

Note: Not all colours are available in 20L & 200L packaging, but can be pre-ordered.

HEALTH & SAFETY

Ensure good ventilation during application and drying

Consult a General Practitioner in case of contact with eyes or ingestion

Avoid contact with skin and eyes


Rain may spoil paint before it dries

Store in a cool dry place

Do not dispose of into natural water-ways or drainage system

Keep out of reach of children

Refer to Technical Data Sheet or contact Top Paints' Technical Department for further information. Technical Data Sheets and MSDS are available on our website at www.toppaints.co.za



OUR PROMISE

Our aim is to supply the highest quality, cost effective products through our comprehensive range of decorative and industrial paint, waterproofing accessories and supporting products. We are dedicated to quality and to supplying our customers as part of our on-going quest to produce quality products that are of world-class standards. That's why our products carry a 7 year life expectancy guarantee.

OUR MISSION

To supply the highest quality, cost effective products through our comprehensive range of decorative and industrial paint, waterproofing accessories and supporting products that best serve our customers needs.

OUR VISION

Our vision is to become the brand of choice based on our key values, commitment to excellence through innovation, research and passion.

OUR VALUES

| | |
|------------|-----------|
| Safety | Integrity |
| Quality | Diversity |
| Innovation | Passion |

OTHER PRODUCTS IN THE RANGE




The Home of Top Quality Paints



Since 1971

The Home of Top Quality Paints

STOEP ENAMEL



A new generation polyurethane/alkyd based interior/indirect sunlight semi-gloss floor coating

ACTUAL PAINT SWATCH

Grey (Standard)

Note: Colour sample shown here is an approximate only. Actual paint colours may vary due to age and light.

100%
**LEAD
FREE**



STOEP ENAMEL

A new generation polyurethane/alkyd based interior/indirect sunlight semi-gloss floor coating. For use on high traffic areas.

Excellent adhesion to a range of dry, properly prepared flooring substrates.

Highly washable.

Alkali (moisture must be less than 15%), humidity and abrasion resistant.

SURFACE PREPARATION

Must be well cured, at least 28 days, clean and dry, moisture content must be less than 15%, before painting.

All cement and concrete floors must be protected by suitable damp coursing.

All traces of oil, grease, polish, bitumen, adhesive and any other contaminants must be removed. Surface can be washed with Top Paints' GP Cleaner and followed by water rinses to remove all traces of GP Cleaner.

Allow sufficient time to dry.

Grind wood floated floors with a carborundum block and dust thoroughly with vacuum cleaning.

On steel floated floors, roughen smooth areas and remove any laitance, cement spillage and high points by carborundum grinding or abrasive blasting. Vacuum clean to remove all dust.

PREVIOUSLY PAINTED SURFACES

Old Weathered Surfaces

Use most suitable method to strip the surface completely and treat as new work.

Surfaces still in a good condition

Remove any flaking and loose paint back to a firm edge and feather edges as required. All traces of oil, grease, polish, bitumen, adhesive and any other contaminants must be removed using Top Paints' Degreaser and followed by clean water rinses to remove all traces of Degreaser. Ensure that a water break-free surface is obtained. Allow sufficient time to dry. Sand old paint to a matt surface. Remove dust. Spot prime with TOP PAINTS STOEP ENAMEL thinned with 5% Mineral Turpentine.


Storage

Store away from direct sunlight, heat and severe cold. Keep container sealed and avoid moisture contact.

Caution

During Winter months painting should be restricted to between 09H00 and 15H00, in Summer painting can be done between 08H00 and 16H00. Exterior surfaces – Do not paint if rain is imminent.

Note: Colour samples shown here are an approximate only. Actual paint colours may vary due to age and light.



Black (Standard)



Grey (Standard)



Terracotta (Standard)



Green (Standard)



Red (Standard)

APPLICATION



Apply with:
Brush, roller or
spraygun



Drying Time:
Approx. 4 hours



Spreading Rate:
6-8m² -1st coat
8-10m² -2nd coat



Thinning: 5 parts
stoep enamel to
1 part mineral turps



Cleaning:
Mineral Turps

x2

Coats: Apply the
second coat
undiluted.



Available sizes:
1L & 5L packs.

HEALTH & SAFETY

Ensure good ventilation during application and drying

Consult a General Practitioner in case of contact with eyes or ingestion

Avoid contact with skin and eyes


Rain may spoil paint before it dries

Store in a cool dry place

Do not dispose of into natural water-ways or drainage system

Keep out of reach of children

Refer to Technical Data Sheet or contact Top Paints' Technical Department for further information. Technical Data Sheets and MSDS are available on our website at www.toppaints.co.za



OUR PROMISE

Our aim is to supply the highest quality, cost effective products through our comprehensive range of decorative and industrial paint, waterproofing accessories and supporting products. We are dedicated to quality and to supplying our customers as part of our on-going quest to produce quality products that are of world-class standards. That's why our products carry a 7 year life expectancy guarantee.

OUR MISSION

To supply the highest quality, cost effective products through our comprehensive range of decorative and industrial paint, waterproofing accessories and supporting products that best serve our customers needs.

OUR VISION

Our vision is to become the brand of choice based on our key values, commitment to excellence through innovation, research and passion.

OUR VALUES

| | |
|------------|-----------|
| Safety | Integrity |
| Quality | Diversity |
| Innovation | Passion |

OTHER PRODUCTS IN THE RANGE



The Home of Top Quality Paints

RAG


PAINT & ACCESSORIES



Since 1971

The Home of Top Quality Paints

EPOXY INTERIOR



Solvent-born 2-pack coating for use on metal and concrete surfaces

ACTUAL PAINT SWATCH

Green (Standard)

Note: Colour sample shown here is an approximate only. Actual paint colours may vary due to age and light.

100%
LEAD
FREE



EPOXY FLOOR PAINT

Solvent-born 2-pack coating. An extremely tough and durable epoxy sealer for use on interior acid stained and colour screeted cement floors

Excellent adhesion to a range of dry, properly prepared flooring substrates.

Highly washable.

Alkali (moisture must be less than 15%), humidity and abrasion resistant.

SURFACE PREPARATION

Surface should be dry and free from loose particles, dust and oil.

Washed concrete surfaces should be left to dry for at least two weeks.

It is recommended that the tensile strength of concrete substrates should not be less than 1Mpa.

Moisture content must be below 15%.

Grind wood floated floors with a carborundum block and dust thoroughly with vacuum cleaning.

On steel floated floors, roughen smooth areas and remove any laitance, cement spillage and high points by carborundum grinding or abrasive blasting. Vacuum clean to remove all dust.

New Surfaces

New concrete must be allowed to cure for at least 28 days before a coat of Top Paints' Floor EPOXY is applied. Laitance (the fine cement powder which comes to the surface after a floor has been laid) should be removed preferably by mechanical means. Acid etching is not recommended.

Previously Painted Surfaces

Old concrete should be clean and in good state of repair, i.e. cracks and holes should be filled. The best method of removing old paint is with the use of grit blasting. Not paint stripper. Oil and grease are best removed by steam cleaning in conjunction with Top Paints' Detergent Solution. Steel and other metals should be degreased and grit-blasted, followed by a conventional 2-pack Epoxy anti-corrosive metal primer followed by an epoxy topcoat. Old epoxy coated surfaces should be roughened before a new coat is applied

Storage

Store away from direct sunlight, heat and severe cold. Keep container sealed and avoid moisture contact.

Caution

During Winter months painting should be restricted to between 09H00 and 15H00, in Summer painting can be done between 08H00 and 16H00. Exterior surfaces – Do not paint if rain is imminent.

Note: Colour samples shown here are an approximate only.
Actual paint colours may vary due to age and light.



Biscuit (Standard)



Green (Standard)



Charcoal (Standard)



Grey (Standard)

APPLICATION



Apply with:
Brush, roller or
airless spraygun



Drying Time:
Approx. 16 hours



Spreading Rate:
5-6m² per litre



Thinning: Dilute 1st
coat with 20%
Top Paints Epoxy
Thinners.



Cleaning:
Top Paints
Epoxy Thinners

x2

Coats: Apply two
coats undiluted.
Allow each coat to
dry completely.



Available sizes:
1L catalyst and 4L base

Mixing

4 Parts base to 1 part catalyst, as purchased.

Mix base and catalyst separately with a flat paddle.

Add catalyst to base and again mix well.

Allow to stand before application for approximately 5 minutes.

Use within 3 hours.

HEALTH & SAFETY

Ensure good ventilation during application and drying

Consult a General Practitioner in case of contact with eyes or ingestion

Avoid contact with skin and eyes

Rain may spoil paint before it dries

Store in a cool dry place

Do not dispose of into natural water-ways or drainage system

Keep out of reach of children

Refer to Technical Data Sheet or contact Top Paints' Technical Department for further information. Technical Data Sheets and MSDS are available on our website at www.toppaints.co.za



uplifting the industry





The Home of Top Quality Paints **SINCE 1971**



The Home of Top Quality Paints **SINCE 1971**

2K REFINISHER



A Twin pack refinishing coating specifically formulated to be suitable for agricultural, automotive and general finishing. It provides high gloss, long term durability and a back to original equipment appearance.

Top Paints' Hotrod 2K Refinisher is based on a quality formulated resin system. It is cured with a hardener component.

- * High quality twin pack finish.
- * Toners are intermixable for easy colour matching.
- * Overcoatable.
- * UV resistant.
- * High gloss, good flow and colour retention.
- * Very good mechanical and chemical resistance.
- * Weather resistant.

SURFACE PREPARATION

Sound painted surfaces should be slightly abraded with \pm 600 water paper to achieve best results. Ensure that the surface is free from any surface contaminants, clean and dry. Use Top Paints' Hotrod MS Primer to prime surface.

HEALTH AND SAFETY

- Ensure good ventilation during application and drying.
- Avoid skin and eye contact. Use safety glasses or face shield.
- Do not smoke, eat or drink while using the product.
- Store in a cool, dry place.
- Do not dispose of into natural water-ways or drainage system.
- Keep out of reach of children.
- Consult a General Practitioner in case of contact with eyes or ingestion. Do not induce vomiting.
- Flammable - Keep away from heat, sparks, open flames or any other possible sources of ignition.
- Please see Safety Data Sheet for more information.

Refer to Technical Data Sheet or contact Top Paints' Technical Department for further information. Technical Data Sheets and SDS are available on request. Visit our website on www.toppaints.co.za.



JD Green



JD Yellow



MF Red



Case Red



Landini Blue



Fiat Orange



Charcoal



Cat Yellow



Ford Blue



New Holland Blue



Cruiser Beige



Ultra Fine Silver

Note: Colour samples shown here are an approximate only. Actual paint colours may vary due to printing limitations.